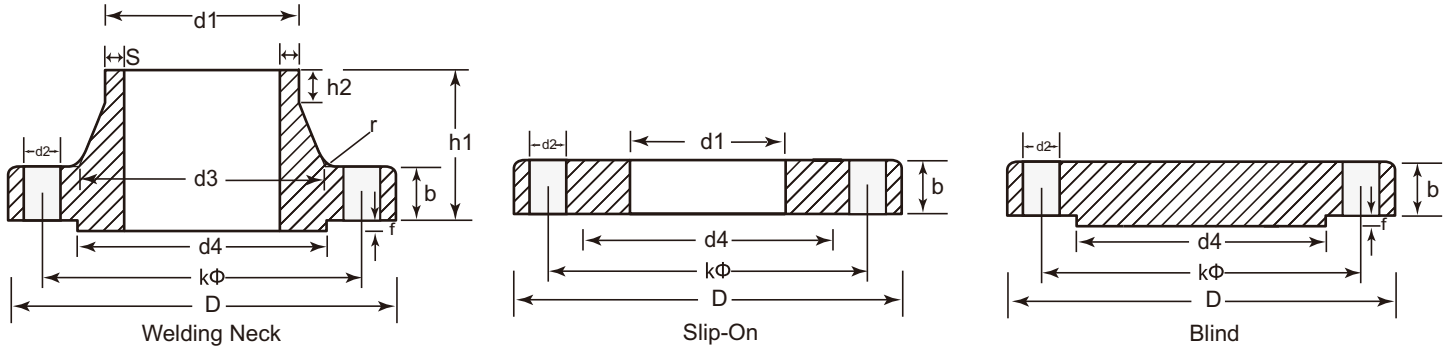


DIN 2631 Welding Neck Flanges
 DIN 2573 Slip-on Flanges
 DIN 2527 Blind Flanges
Nominal Pressure 6

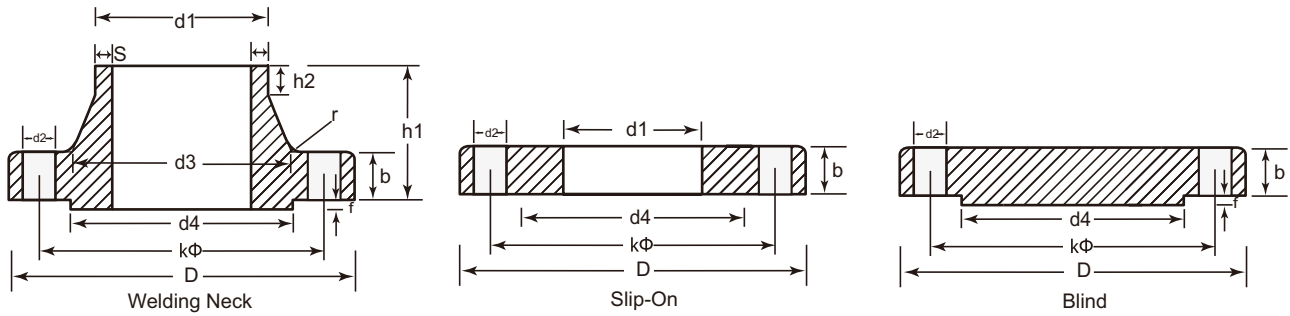


Unit: mm

Pipe		Flange					Neck				Raised Face		Bolts			Arropx. Weight (kg)			
DN	d ₁ DIN (ISO)*	D	b			k	h ₁	d ₃ DIN (ISO)	s	r	h ₂	d ₄	f	#	Dia. of Bolt	d ₂	Weld- ing Nack	Slip- on	Blind
			Welding Nack	Slip-on	Blind														
10	14)17.2(75	12	12	12	50	28	22)26(1.8	4	6	35	2	4	M10	- 11.5	0.34	0.36	0.33
15	20)21.3(80	12	12	12	55	30	28)30(2	4	6	40	2	4	M10	- 11.5	0.39	0.41	0.38
20	25)26.9(90	14	14	14	65	32	35)38(2.3	4	6	50	2	4	M10	- 11.5	0.59	0.60	0.59
25	30)33.7(100	14	14	14	75	35	40)42(2.6	4	6	60	2	4	M10	- 11.5	0.75	0.74	0.74
32	38)42.4(120	14	16	14	90	35	50)55(2.6	6	6	70	2	4	M12	1/2 " 14	1.05	1.19	1.07
40	44.5)48.3(130	14	16	14	100	38	58)62(2.6	6	7	80	3	4	M12	1/2 " 14	1.18	1.39	1.21
50	57)60.3(140	14	16	14	110	38	70)74(2.9	6	8	90	3	4	M12	1/2 " 14	1.34	1.53	1.43
65	76.1	160	14	16	14	130	38	88	2.9	6	9	110	3	4	M12	1/2 " 14	1.67	1.89	2.21
80	88.9	190	16	18	16	150	42	102	3.2	8	10	128	3	4	M16	5/8 " 18	2.71	2.98	3.09
100	108)114(210	16	18	16	170	45	122)130(3.6	8	10	148	3	4	M16	5/8 " 18	3.24	3.46	4.37
125	133)139(240	18	20	18	200	48	148)155(4	8	10	178	3	8	M16	5/8 " 18	4.49	4.60	5.68
150	159)168(265	18	20	18	225	48	172)184(4.5	10	12	202	3	8	M16	5/8 " 18	5.15	5.22	7.02
200	216)219(320	20	22	20	280	55	230)236(5.9	10	15	258	3	8	M16	5/8 " 18	7.78	7.15	11.7
250	267)273(375	22	24	22	335	60	282)290(6.3	12	15	312	3	12	M16	5/8 " 18	10.8	9.61	17.6
300	318)323(440	22	24	22	395	62	335)342(7.1	12	15	365	4	12	M20	3/4 " 23	14.0	12.6	24.0
350	368)355(490	22	26	22	445	62	385	7.1	12	15	415	4	12	M29	3/4 " 23	16.5	15.6	30.1
400	419)406(540	22	26	22	495	65	438	7.1	12	15	465	4	16	M20	3/4 " 23	18.7	18.4	36.4
500	521)508(645	24	30	24	600	68	538	7.1	12	15	570	4	20	M20	3/4 " 23	28.6	24.5	58.1
600	622)609(755	24	-	-	705	70	640	7.1	12	16	670	5	20	M24	7/8 " 27	31.5	-	-

* NOTE: Outside diameter of pipe complies with ISO recommendation R64.

DIN 2632 Welding Neck Flanges
 DIN 2576 Slip-on Flanges
 DIN 2527 Blind Flanges
Nominal Pressure 10

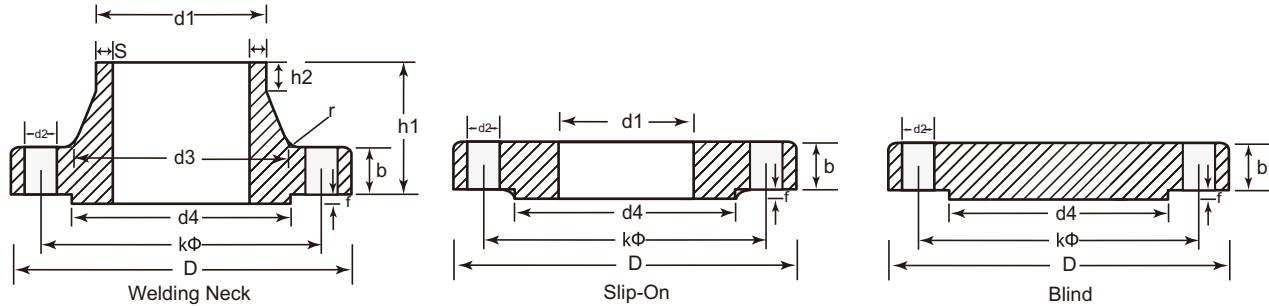


Unit: mm

Pipe		Flange					Neck				Raised Face		Bolts			Arropx. Weight (kg)				
DN	d ₁ DIN (ISO)*	D	b			k	h ₁	d ₃ DIN (ISO)	s	r	h ₂	d ₄	f	#	Dia. of Bolt	d ₂	Weld- ing Nack	Slip- on	Blind	
			Welding Nack	Slip-on	Blind															
10	14)17.2(90	14	14	14	60	35	25)28(1.8	4	6	40	2	4	M12	1/2	"14	0.58	0.61	0.56
15	20)21.3(95	14	14	14	65	35	30)32(2	4	6	45	2	4	M12	1/2 "	14	0.65	0.68	0.64
20	25)26.9(105	16	16	16	75	38	38)40(2.3	4	6	58	2	4	M12	1/2	"14	0.95	0.95	0.93
25	30)33.7(115	16	16	16	85	38	42)45(2.6	4	6	68	2	4	M12	1/2 "	14	1.14	1.14	1.13
32	38)42.4(140	16	16	16	100	40	52)56(2.6	6	6	78	2	4	M16	5/8	"18	1.69	1.66	1.66
40	44.5)48.3(150	16	16	16	110	42	60)64(2.6	6	7	88	3	4	M16	5/8 "	18	1.86	1.89	1.85
50	57)60.3(165	18	18	18	125	45	72)75(2.9	6	8	102	3	4	M16	5/8	"18	2.53	2.51	2.59
65	76.1	185	18	18	18	145	45	90	2.9	6	10	122	3	4	M16	5/8 "	18	3.06	3.00	3.33
80	88.9	200	20	20	20	160	50	105	3.2	8	10	138	3	8	M16	5/8	" 18	3.70	3.79	4.34
100	108)114(220	20	20	20	180	52	125)131(3.6	8	12	158	3	8	M16	5/8 "	18	4.62	4.20	5.26
125	133)139(250	22	22	22	210	55	150)156(4	8	12	188	3	8	M16	5/8	18	6.30	5.71	7.67
150	159)168(285	22	22	22	240	55	175)184(4.5	10	12	212	3	8	M20	3/4 "	23	7.75	6.72	9.85
200	216)219(340	24	24	24	295	62	235	5.9	10	16	268	3	8	M20	3/4	"23	11.3	9.50	15.6
250	267)273(395	26	26	26	350	68	285)292(6.3	12	16	320	3	12	M20	3/4 "	23	14.7	12.5	23.1
300	318)323(445	26	26	28	400	68	344	7.1	12	16	370	4	12	M20	3/4	"23	17.6	14.4	29.4
350	368)355(505	26	28	30	460	68	385	7.1	12	16	430	4	16	M20	3/4 "	23	21.4 23.4	20.6	38.0
400	419)406(565	26	32	32	515	72	440	7.1	12	16	482	4	16	M24	7/8	"27	26.1 28.7	27.9	47.5
500	521)508(670	28	38	34	620	75	542	7.1	12	16	585	4	20	M24	7/8 "	27	38	41.1	72.7
600	622)609(780	28	-	-	725	80	642	7.1	12	18	685	5	20	M27	1	" 30	44.2	-	-

* NOTE: Outside diameter of pipe complies with ISO recommendation R64 .

DIN 2634 Welding Neck Flanges
 DIN 2544 Slip-on Flanges
 DIN 2527 Blind Flanges
Nominal Pressure 25



Unit: mm

Pipe		Flange					Neck				Raised Face		Bolts			Arropx. Weight (kg)				
DN	d ₁ DIN (ISO)*	D	b			k	h ₁	d ₃ DIN (ISO)	s	r	h ₂	d ₄	f	#	Dia. of Bolt	d ₂	Weld- ing Nack	Slip- on	Blind	
			Welding Nack	Slip-on	Blind															
10	14)17.2(90	16	-	16	60	35	25)28(1.8	4	6	40	2	4	M12	1/2	"14	0.66	0.72	0.62
15	20)21.3(95	16	16	16	65	38	30)32(2	4	6	45	2	4	M12	1/2 "	14	0.76	0.81	0.74
20	25)26.9(105	18	18	18	75	40	38)40(2.3	4	6	58	2	4	M12	1/2	"14	1.06	1.24	1.05
25	30)33.7(115	18	18	18	85	40	42)45(2.6	4	6	68	2	4	M12	1/2 "	14	1.3	1.38	1.31
32	38)42.4(140	18	18	18	100	42	52)56(2.6	6	6	78	2	4	M16	5/8	"18	1.88	2.03	1.82
40	44.5)48.3(150	18	18	18	110	45	60)64(2.6	6	7	88	3	4	M16	5/8 "	18	2.33	2.35	2.11
50	57)60.3(165	20	20	20	125	48	72)75(2.9	6	8	102	3	4	M16	5/8	"18	2.82	3.20	2.91
65	76.1	185	22	22	22	145	52	90	2.9	6	10	122	3	8	M16	5/8 "	18	3.74	4.29	4.13
80	88.9	200	24	24	24	160	58	105	3.2	8	12	138	3	8	M16	5/8	" 18	4.75	5.88	5.21
100	108)114(235	24	24	24	190	65	128)134(3.6	8	12	162	3	8	M20	3/4 "	23	6.52	7.54	7.08
125	133)139(270	26	26	26	220	68	155)162(4	8	12	188	3	8	M24	7/8	27	9.07	10.8	10.4
150	159)168(300	28	28	28	250	75	182)192(4.5	10	12	218	3	8	M24	7/8 "	27	11.8	14.5	13.9
200	216)219(360	30	30	30	310	80	244	6.3	10	16	278	3	12	M24	7/8	"27	17	22.3	21.5
250	267)273(425	32	32	32	370	88	292)298(7.1	12	18	335	3	12	M27	1 "	30	24.4	33.5	32.5
300	318)323(485	34	34	34	430	92	352	8	12	18	395	4	16	M27	1	" 30	31.2	46.3	44.7
350	368)355(555	38	38	38	490	100	398	8	12	20	450	4	16	M30	1-1/8 "	33	44.2 47.2	68.0	65.9
400	419)406(620	40	40	40	550	110	452	8.8	12	20	505	4	16	M33	1-1/4	36	58 62	89.7	87.0
500	521)508(730	44	44	44	660	125	558	10	12	20	615	4	20	M33	1-1/4 "	36	89.6	138	134

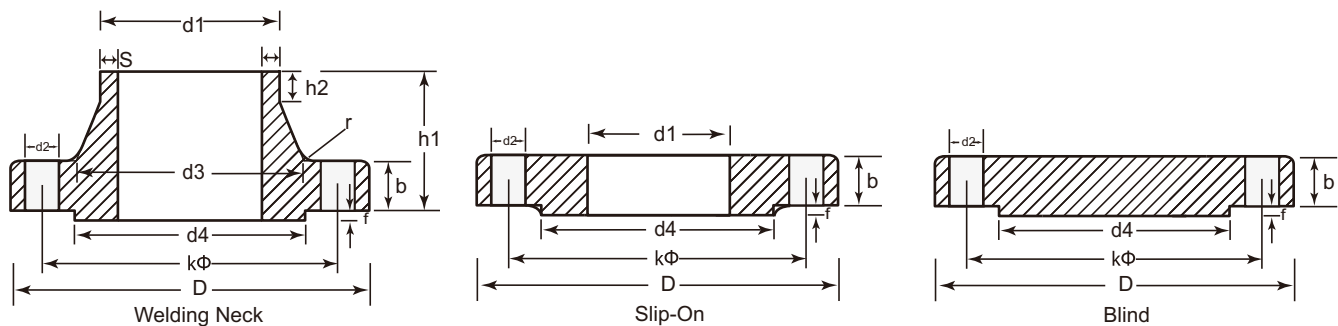
* NOTE: Outside diameter of pipe complies with ISO recommendation R64 .

DIN 2635 Welding Neck Flanges

DIN 2545 Slip-on Flanges

DIN 2527 Blind Flanges

Nominal Pressure 40



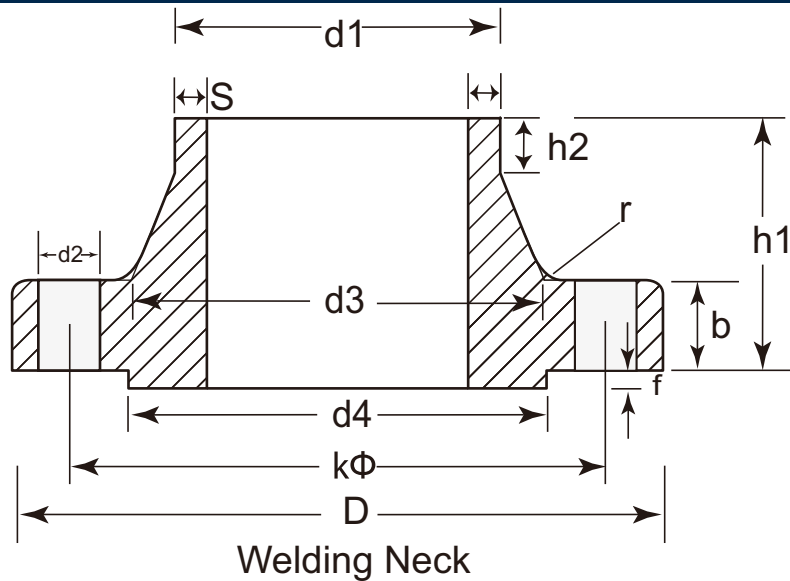
Unit: mm

Pipe		Flange					Neck				Raised Face		Bolts			Arropx. Weight (kg)				
DN	d ₁ DIN (ISO)*	D	b			k	h ₁	d ₃ DIN (ISO)	s	r	h ₂	d ₄	f	#	Dia. of Bolt	d ₂	Weld- ing Nack	Slip- on	Blind	
			Welding Nack	Slip-on	Blind															
10	14)17.2(90	16		- 16	60	35	25)28(1.8	4	6	40	2	4	M12	1/2	"14	0.66	0.72	0.62
15	20)21.3(95	16	16	16	65	38	30)32(2	4	6	45	2	4	M12	1/2 "	14	0.76	0.81	0.74
20	25)26.9(105	18	18	18	75	40	38)40(2.3	4	6	58	2	4	M12	1/2	"14	1.06	1.24	1.05
25	30)33.7(115	18	18	18	85	40	42)45(2.6	4	6	68	2	4	M12	1/2 "	14	1.3	1.38	1.31
32	38)42.4(140	18	18	18	100	42	52)56(2.6	6	6	78	2	4	M16	5/8	"18	1.88	2.03	1.82
40	44.5)48.3(150	18	18	18	110	45	60)64(2.6	6	7	88	3	4	M16	5/8 "	18	2.33	2.35	2.11
50	57)60.3(165	20	20	20	125	48	72)75(2.9	6	8	102	3	4	M16	5/8	"18	2.82	3.20	2.91
65	76.1	185	22	22	22	145	52	90	2.9	6	10	122	3	8	M16	5/8 "	18	3.74	4.29	4.13
80	88.9	200	24	24	24	160	58	105	3.2	8	12	138	3	8	M16	5/8	" 18	4.75	5.88	5.21
100	108)114(235	24	24	24	190	65	128)134(3.6	8	12	162	3	8	M20	3/4 "	23	6.52	7.54	7.08
125	133)139(270	26	26	26	220	68	155)162(4	8	12	188	3	8	M24	7/8	27	9.07	10.8	10.4
150	159)168(300	28	28	28	250	75	182)192(4.5	10	12	218	3	8	M24	7/8 "	27	11.8	14.5	13.9
200	216)219(375	34	34	34	320	88	244	6.3	10	16	285	3	12	M27	1	" 30	21.5	27.2	26.2
250	267)273(450	38	38	38	385	105	298)306(7.1	12	18	345	3	12	M30	1-1/8 "	33	34.9	43.8	43.1
300	318)323(515	42	42	42	450	115	362	8	12	18	410	4	16	M30	1-1/8	"33	49.7	63.3	62.2
350	368)355(580	46	46	46	510	125	408	8.8	12	20	460	4	16	M33	1-1/4 "	36	68.1	89.5	87.2
400	419)406(660	50	50	50	585	135	462	11	12	20	535	4	16	M36	1-3/8	"39	99.7	127	124
500	521)508(755	52	52	52	670	140	562	14.2	12	20	615	4	20	M39	1-3/8 "	42	117	172	168

* NOTE: Outside diameter of pipe complies with ISO recommendation R64 .

DIN 2636 Welding Neck Flanges

Nominal Pressure 64



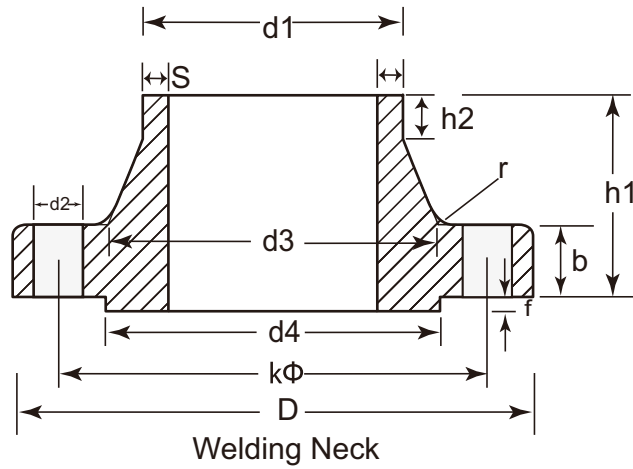
Unit: mm

Pipe		Flange				Neck				Raised face		Bolts			Arropx. Weight (kg)	
DN	d ₁ DIN (ISO)*	D	b	k	h ₁	d ₃ DIN (ISO)	s	r	h ₂	d ₄	f	#	Dia. of Bolt	d ₂		
10 to 40		See DIN 2637. Rated pressure 100														
50	57)60.3(180	26	135	62	78)82(2.9	6	10	102	3	4	M20	3/4 "	22	4.5
65	76.1	205	26	160	68	98	3.2	6	12	122	3	8	M20	3/4 "	22	5.7
80	88.9	215	28	170	72	112	3.6	8	12	138	3	8	M20	3/4 "	22	6.7
100	108)114.3(250	30	200	78	132)138(4	8	12	162	3	8	M24	7/8 "	26	9.6
125	133)139.7(295	34	240	88	162)168(4.5	8	12	188	3	8	M27	1 "	30	15.1
150	159)168.3(345	36	280	95	192)202(5.6	10	12	215	3	8	M30	1-1/8 "	33	21.9
175	193.7)219.1(375 415	40 42	310 345	105 110	228)256(6.3 7.1	10	16	260 285	3	12	M30	1-1/8 "	33	23.7 35
250	267)273(470	46	400	125	310)316(8.8	12	18	345	3	12	M33	1-1/4 "	36	49.6
300	323.9	530	52	460	140	372	11	12	18	410	4	16	M33	1-1/4 "	36	68.7
350	368)355.6(600	56	525	150	420	12.5	12	20	465	4	16	M36	1-3/8 "	39	94.6
400	419)406.4(670	60	585	160	475	14.2	12	20	535	4	16	M39	1-1/2 "	42	124

* NOTE: Outside diameter of pipe complies with ISO recommendation R64.

DIN 2637 Welding Neck Flanges

Nominal Pressure 100

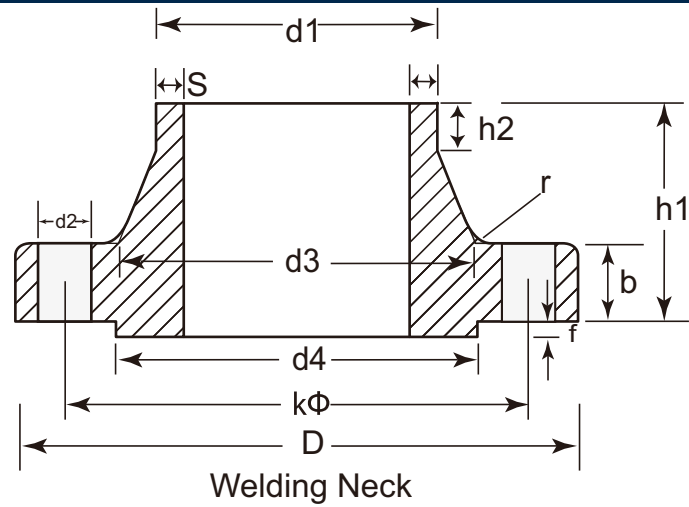


Unit: mm

Pipe		Flange				Neck				Raised face		Bolts			Arropx. Weight (kg)	
DN	d ₁ DIN (ISO)*	D	b	k	h ₁	d ₃ DIN (ISO)	s	r	h ₂	d ₄	f	#	Dia. of Bolt	d ₂		
10	14)17.2(100	20	70	45	28)32(1.8	4	6	40	2	4	M12	1/2	14	1.1
15	20)21.3(105	20	75	45	32)34(2	4	6	45	2	4	M12	1/2 "	14	1.2
25	30)33.7(140	24	100	58	48)52(2.6	4	8	65	2	4	M16	5/8	18	2.7
32	38)42.4(155	24	110	60	58)62(2.6	6	8	75	2	4	M20	3/4 "	23	3.2
40	44.5)48.3(170	26	125	62	65)70(2.9	6	10	85	3	4	M20	3/4 "	23	4.1
50	57)60.3(195	28	145	68	86)90(3.2	6	10	95	3	4	M24	7/8 "	27	6
65	76.1	220	30	170	76	108	3.6	6	12	120	3	8	M24	7/8 "	"27	7.9
80	88.9	230	32	180	78	120	4	8	12	138	3	8	M24	7/8 "	27	8.9
100	108)114.3(265	36	210	90	145)150(5	8	12	162	3	8	M27	1	30	13.7
125	133)139.7(315	40	250	105	180	6.3	8	12	185	3	8	M30	1-1/8 "	33	22.7
150	159)168.3(355	44	290	115	210	7.1	10	12	215	3	12	M30	1-1/8 "	33	30.2
175	193.7	385	48	320	127	245	8.8	10	16	260	3	12	M30	1-1/8 "	33	38.9
200	219.1	430	52	360	130	278	10	10	16	280	3	12	M33	1-1/4 "	36	52.8
250	267)273(505	60	430	157	340	12.5	12	18	340	3	12	M36	1-3/8 "	39	81.4
300	323.9	585	68	500	170	400	14.2	12	18	410	4	16	M39	1-1/2 "	"42	122
350	368)355.6(655	74	560	189	460	16	12	20	465	4	16	M45	1-3/4 "	48	165

* NOTE: Outside diameter of pipe complies with ISO recommendation R64 .

DIN 2638 Welding Neck Flanges Nominal Pressure 160



Unit: mm

Pipe		Flange				Neck				Raised face		Bolts			Arropx. Weight (kg)	
DN	d ₁ DIN (ISO)*	D	b	k	h ₁	d ₃ DIN (ISO)	s	r	h ₂	d ₄	f	#	Dia. of Bolt	d ₂		
10	14)17.2(125	24	85	58	44	2.6	4	6	40	2	4	M16	5/8	18	2.1
15	20)21.3(130	26	90	60	48	2.6	4	6	45	2	4	M16	5/8 "	18	2.5
25	30)33.7(150	28	105	65	60	3.6	4	8	68	2	4	M20	3/4	18	3.5
40	44.5)48.3(185	34	135	80	84	5	6	10	88	3	4	M24	7/8 "	26	6.5
50	57)60.3(200	38	150	85	95	6.3	6	10	102	3	8	M24	7/8	26	7.9
65	76.1	230	42	180	95	124	8	6	12	122	3	8	M24	7/8 "	26	12
80	101.6	255	46	200	102	136	11	8	12	138	3	8	M27	1 "	30	16
100	127	300	54	235	120	164	14.2	8	14	162	3	8	M30	1-1/8 "	33	26.3
125	152.4	340	60	275	140	200	16	8	16	188	3	12	M30	1-1/8 "	33	37.8
150	177.8	390	68	320	160	240	17.5	10	18	218	3	12	M33	1-1/4 "	36	58
200	244.5	485	82	400	190	305	25	10	25	285	3	12	M39	1-1/2	42	105
250	298.5	585	100	490	215	385	32	12	30	345	3	16	M45	2-1/8 "	48	182

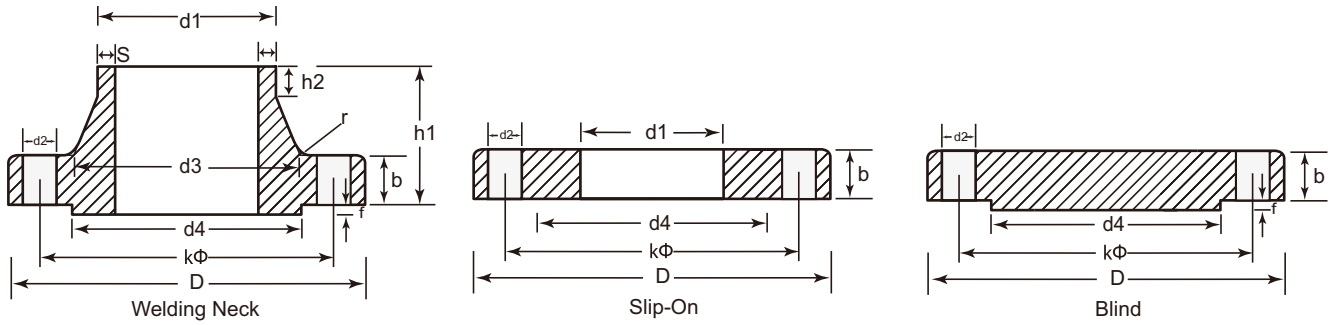
* NOTE: Outside diameter of pipe complies with ISO recommendation R64 .

DIN 2633 Welding Neck Flanges

DIN 2543 Slip-on Flanges

DIN 2527 Blind Flanges

Nominal Pressure 160



Unit: mm

Pipe		Flange					Neck				Raised Face		Bolts			Arropx. Weight (kg)				
DN	d ₁ DIN (ISO)*	D	b			k	h ₁	d ₃ DIN (ISO)	s	r	h ₂	d ₄	f	#	Dia. of Bolt	d ₂	Weld- ing Nack	Slip- on	Blind	
			Welding Nack	Slip-on	Blind															
10	14)17.2(90	14	-	14	60	35	25)28(1.8	4	6	40	2	4	M12	1/2 "	"14	0.58	0.63	0.56
15	20)21.3(95	14	14	14	65	35	30)32(2	4	6	45	2	4	M12	1/2 "	14	0.65	0.72	0.64
20	25)26.9(105	16	16	16	75	38	38)40(2.3	4	6	58	2	4	M12	1/2 "	"14	0.95	1.01	0.93
25	30)33.7(115	16	16	16	85	38	42)45(2.6	4	6	68	2	4	M12	1/2 "	14	1.14	1.23	1.13
32	38)42.4(140	16	16	16	100	40	52)56(2.6	6	6	78	2	4	M16	5/8 "	"18	1.69	1.80	1.66
40	44.5)48.3(150	16	16	16	110	42	60)64(2.6	6	7	88	3	4	M16	5/8 "	18	1.86	2.09	1.85
50	57)60.3(165	18	18	18	125	45	72)75(2.9	6	8	102	3	4	M16	5/8 "	"18	2.53	2.88	2.59
65	76.1	185	18	18	18	145	45	90	2.9	6	10	122	3	4	M16	5/8 "	18	3.06	3.66	3.33
80	88.9	200	20	20	20	160	50	105	3.2	8	10	138	3	8	M16	5/8 "	" 18	3.70	4.77	4.34
100	108)114(220	20	20	20	180	52	125)131(3.6	8	12	158	3	8	M16	5/8 "	18	4.62	5.65	5.26
125	133)139(250	22	22	22	210	55	150)156(4	8	12	188	3	8	M16	5/8 "	18	6.30	8.42	7.67
150	159)168(285	22	22	22	240	55	175)184(4.5	10	12	212	3	8	M20	3/4 "	23	7.75	10.4	9.85
200	216)219(340	24	24	24	295	62	235	5.9	10	16	268	3	12	M20	3/4 "	" 23	11.0	16.1	15.6
250	267)273(405	26	26	26	355	70	285)292(6.3	12	16	320	3	12	M24	7/8 "	27	15.6	24.9	23.9
300	318)323(460	28	28	28	410	78	344	7.1	12	16	378	4	12	M24	7/8 "	" 27	22.0	35.1	33.6
350	368)355(520	30	30	30	470	82	390	8	12	16	438	4	16	M24	7/8 "	27	28.7 31.0	47.8	46.2
400	419)406(580	32	32	32	525	85	445	8	12	16	490	4	16	M27	1	"30	36.3 39.3	63.5	61.5
500	521)508(715	34	36	34	650	90	548	8	12	16	610	4	20	M30	1-1/8 "	33	61.0	102.0	99.5
600	622)609(840	36	40	-	770	95	652	8	12	18	725	5	20	M33	1-1/4 "	36	75.4	-	-

* NOTE: Outside diameter of pipe complies with ISO recommendation R64.